

Supplementary Tables and Figures

Supplementary Table 1: Trends in high school course-taking

	1990	2005
Credits earned, total	23.6	27.2
Core academic, total	13.7	16.0
Core science	2.8	3.5
Core math	3.2	3.9
Core social science	3.5	4.2
Core English	4.1	4.4
Percentage taking curricula that are:		
Rigorous	5	13
Midlevel	26	46
Standard	9	16
Below standard	60	25
Percentage taking STEM courses:		
Algebra II	53	76
Calculus	7	17
Advanced biology	28	45
Chemistry	45	70
Physics	24	39

From 2011 NAEP report. All differences are significant at 5%.

Supplementary Table 2: College major characteristics, no advanced degrees

Major	Share	% female	Math credits	Science credits	SAT M	SAT V	Mean wages	p10 wages	p90 wages
Mathematics	1.2	0.4	27.7	13.7	592	538	37.76	14.01	63.73
Mech. Eng.	1.4	0.1	12.3	66.1	613	566	40.43	19.61	58.82
Elec. Eng.	1.7	0.1	12.3	66.5	606	571	41.61	20.10	63.24
Comp. & IT	3.2	0.3	11.4	11.1	582	556	35.83	16.18	56.37
Bio. Sci.	3.2	0.6	5.8	56.1	577	575	27.26	10.98	46.08
Economics	2.0	0.3	5.6	6.3	597	573	43.15	13.90	78.43
Finance	2.2	0.4	4.9	5.1	563	534	38.21	14.71	65.36
Accounting	4.9	0.5	3.9	3.7	571	534	36.88	14.71	60.33
Marketing	3.0	0.5	4.0	5.1	526	514	32.90	13.73	57.29
Educ. (other) ^b	10.5	0.8	3.1	7.1	488	496	21.17	11.27	32.68
Bus. Mgmt & Admin.	8.3	0.4	3.7	4.3	522	510	31.56	13.24	51.96
Agr. & Agr. Sci.	1.2	0.3	3.6	21.1	546	549	26.51	10.46	45.75
Comm. Arts	1.3	0.7	3.0	6.7	529	527	25.00	11.40	41.18
Psychology	4.1	0.7	2.7	8.2	530	540	24.61	11.03	41.18
Music & Drama	1.3	0.6	2.3	6.5	539	575	22.57	9.80	37.91
Fit. & Nutr.	1.2	0.6	2.9	19.9	520	518	22.91	10.62	38.15
Comm.	3.6	0.6	1.6	5.8	512	537	28.17	12.25	49.02
Soc. Sci. (oth.)	3.1	0.6	2.0	7.2	514	526	25.56	11.76	41.67
Letters	4.9	0.6	2.3	6.1	540	592	27.14	11.62	46.35
Poli. Sci.	2.0	0.4	2.2	6.2	542	571	33.32	12.60	57.25
History	1.8	0.4	2.2	6.0	558	595	29.52	11.13	49.02
Art & Art Hist.	1.7	0.7	2.0	6.9	555	592	25.57	10.37	43.57
Social Work & HR	1.4	0.8	1.5	5.2	460	487	23.19	11.76	38.24
Phil. & Rel.	1.1	0.4	1.8	5.7	567	595	23.77	9.80	39.22
Journ.	1.2	0.6	1.1	5.5	496	533	29.94	12.20	50.98
Nursing	4.2	0.9	1.0	13.0	488	497	31.12	17.71	46.08

Source: NCES B&B 1993/2003 for course counts and SAT scores. Not all majors are shown; only those which appear in Table 1 are presented. Shares and hourly wage data are from the 2009 ACS, top- and bottom-coded at 5 and 400 USD per hour, respectively.

Sample selection: Wage observations are included if the individual has a bachelor's degree, is working >34 hours per week and >40 weeks per year, and is 23-59 years old. Individuals with an advanced degree are excluded.

^a Includes library science.

Supplementary Table 3: Effects of college major on log wages by gender, with and without occupation controls – all control variables and major coefficients reported

Major	Major dummies only		With occupation controls	
	Female	Male	Female	Male
PhD	0.290***	0.220***	0.296***	0.264***
Masters	0.204***	0.173***	0.181***	0.139***
Professional degree	0.441***	0.497***	0.254***	0.259***
Potential experience	0.083***	0.097***	0.066***	0.083***
Potential experience ²	-0.003***	-0.003***	-0.002***	-0.002***
Potential experience ³	0.000***	0.000***	0.000***	0.000***
Black, non-hispanic	-0.084***	-0.215***	-0.052***	-0.137***
Native American, non-hispanic	-0.163***	-0.171***	-0.132***	-0.139***
Asian, non-hispanic	-0.022**	-0.099***	-0.000	-0.076***
Pacific Islander, non-hispanic	-0.220**	-0.159	-0.114	-0.089
Mixed raced, non-hispanic	-0.044**	-0.085***	-0.038**	-0.059***
Any race hispanic	-0.088***	-0.205***	-0.037***	-0.130***
General Agriculture	-0.043	-0.059	-0.094*	-0.068
Agriculture Production And Management	0.011	0.047	-0.101*	0.034
Agricultural Economics	0.074	0.150**	-0.010	0.027
Animal Sciences	-0.079*	-0.078*	-0.074*	-0.060
Food Science	0.255***	0.236*	0.110	0.120
Plant Science And Agronomy	-0.027	0.026	-0.041	0.029
Soil Science	-0.292	0.127	-0.280	0.103
Miscellaneous Agriculture	0.053	0.154	-0.042	0.079
Environmental Science	0.095**	0.162***	-0.032	0.036
Forestry	0.250***	0.157***	0.162***	0.048
Natural Resources Management	0.047	0.112***	-0.038	0.000
Architecture	0.238***	0.272***	0.067*	0.086***
Area Ethnic And Civilization Studies	0.155***	0.247***	0.063*	0.122**
Communications	0.202***	0.207***	0.063***	0.058**
Journalism	0.174***	0.183***	0.029	0.033
Mass Media	0.112***	0.102***	0.013	-0.011
Advertising And Public Relations	0.181***	0.228***	0.018	0.057
Communication Technologies	0.188***	0.165***	0.039	0.042
Computer And Information Systems	0.295***	0.421***	0.072**	0.160***
Computer Programming And Data Processi	-0.052	0.229***	-0.091	0.043
Computer Science	0.441***	0.531***	0.161***	0.242***
Information Sciences	0.410***	0.421***	0.167***	0.164***
Computer Administration Management And	0.290***	0.357***	0.076	0.134**
Computer Networking And Telecommunicat	0.174**	0.258***	0.036	0.074

Major	Major dummies only		With occupation controls	
	Female	Male	Female	Male
Cosmetology Services And Culinary Arts	-0.163*	-0.024	-0.003	0.165*
Educational Administration And Supervi	0.106**	0.069	0.072	-0.011
School Student Counseling	-0.006	0.065	0.018	0.122
Elementary Education	-0.024*	-0.009	-0.015	0.009
Mathematics Teacher Education	0.051*	0.006	0.020	0.015
Physical And Health Education Teaching	0.059**	-0.002	0.046*	-0.002
Early Childhood Education	-0.057***	-0.230	-0.015	-0.164
Science And Computer Teacher Education	-0.017	0.018	-0.015	0.053
Secondary Teacher Education	0.031	0.010	0.010	0.013
Special Needs Education	0.081***	0.105**	0.067***	0.102**
Social Science Or History Teacher Educ	0.013	-0.014	-0.001	-0.016
Teacher Education: Multiple Levels	-0.012	0.003	-0.014	0.021
Language And Drama Education	0.031	0.013	0.016	0.035
Art And Music Education	-0.004	-0.040	-0.007	0.000
Miscellaneous Education	0.043*	0.052	0.015	-0.011
General Engineering	0.417***	0.392***	0.170***	0.169***
Aerospace Engineering	0.616***	0.548***	0.274***	0.272***
Biological Engineering	0.224**	0.135*	0.053	0.025
Architectural Engineering	0.542***	0.357***	0.262**	0.171**
Biomedical Engineering	0.468***	0.472***	0.203**	0.171**
Chemical Engineering	0.526***	0.614***	0.252***	0.346***
Civil Engineering	0.406***	0.482***	0.138***	0.240***
Computer Engineering	0.562***	0.606***	0.227***	0.293***
Electrical Engineering	0.556***	0.561***	0.258***	0.293***
Engineering Mechanics Physics And Scie	0.715***	0.429***	0.379**	0.235***
Environmental Engineering	0.400***	0.530***	0.166*	0.267***
Geological And Geophysical Engineering	0.342	0.639***	0.063	0.385***
Industrial And Manufacturing Engineeri	0.483***	0.469***	0.221***	0.227***
Materials Engineering And Materials Sc	0.341**	0.429***	0.064	0.194***
Mechanical Engineering	0.554***	0.524***	0.265***	0.264***
Metallurgical Engineering	0.374*	0.452***	0.155	0.209***
Mining And Mineral Engineering	0.771*	0.412***	0.590	0.215**
Naval Architecture And Marine Engineer	0.530**	0.360***	0.246*	0.147
Nuclear Engineering	0.600**	0.651***	0.364	0.406***
Petroleum Engineering	0.682***	0.869***	0.332*	0.590***
Miscellaneous Engineering	0.260***	0.394***	0.129	0.206***
Engineering Technologies	0.141	0.345***	0.010	0.143***
Engineering And Industrial Management	0.298**	0.374***	0.111	0.135**
Electrical Engineering Technology	0.150	0.315***	-0.075	0.140***
Industrial Production Technologies	0.282***	0.261***	0.146*	0.087**
Mechanical Engineering Related Technol	0.481***	0.262***	0.186*	0.107**

Major	Major dummies only		With occupation controls	
	Female	Male	Female	Male
Miscellaneous Engineering Technologies	0.176*	0.327***	0.041	0.121***
Linguistics And Comparative Language A	0.080*	0.172*	0.001	0.047
French German Latin And Other Common F	0.128***	0.164***	0.066***	0.070*
Other Foreign Languages	0.081	0.117*	0.017	0.047
Family And Consumer Sciences	0.020	0.203***	-0.002	0.102*
Court Reporting	0.289*	-0.013	0.067	-0.014
Pre-Law And Legal Studies	0.139***	0.234***	0.017	0.117*
English Language And Literature	0.107***	0.152***	0.026*	0.063***
Composition And Speech	0.090*	0.141**	0.002	0.090*
Liberal Arts	0.073***	0.154***	0.021	0.055*
Humanities	0.113*	0.113	0.044	0.004
Library Science	-0.046	0.110	-0.036	0.073
Biology	0.196***	0.302***	0.068***	0.114***
Biochemical Sciences	0.262***	0.308***	0.096**	0.111**
Botany	-0.012	0.008	-0.062	-0.007
Molecular Biology	0.196***	0.260***	0.080	0.112*
Ecology	0.050	0.068	-0.008	0.012
Genetics	0.196**	0.178	0.080	0.025
Microbiology	0.185***	0.228***	0.063	0.071
Pharmacology	0.387**	0.168	0.135	0.022
Physiology	0.157***	0.193***	0.016	0.077
Zoology	0.088	0.328***	-0.005	0.153***
Miscellaneous Biology	0.154**	0.189***	0.075	0.057
Mathematics	0.288***	0.426***	0.143***	0.224***
Applied Mathematics	0.537***	0.641***	0.286***	0.375***
Statistics And Decision Science	0.473***	0.523***	0.228***	0.206***
Military Technologies	0.670***	0.280	0.761***	0.099
Intercultural And International Studie	0.119**	0.192***	0.019	0.061
Nutrition Sciences	0.144***	0.402***	0.081*	0.232*
Neuroscience	0.088	0.160	-0.094	-0.032
Mathematics And Computer Science	0.722**	0.638***	0.444*	0.335***
Cognitive Science And Biopsychology	0.164	0.367**	0.022	0.137
Interdisciplinary Social Sciences	0.082*	0.195***	0.019	0.081
Multi-Disciplinary Or General Science	0.116***	0.282***	0.015	0.110***
Physical Fitness Parks Recreation And	0.018	0.045*	-0.034	0.005
Philosophy And Religious Studies	0.086*	-0.003	0.028	-0.004
Theology And Religious Vocations	-0.242***	-0.304***	-0.172***	-0.142***
Physical Sciences	-0.085	0.130	-0.163*	0.016
Astronomy And Astrophysics	0.438**	0.339**	0.378*	0.212**
Atmospheric Sciences And Meteorology	0.196	0.335***	0.097	0.152**
Chemistry	0.250***	0.366***	0.101***	0.193***

Major	Major dummies only		With occupation controls	
	Female	Male	Female	Male
Geology And Earth Science	0.162***	0.261***	0.018	0.117***
Geosciences	0.332*	0.422***	0.095	0.213**
Oceanography	0.025	0.244***	-0.037	0.086
Physic	0.292***	0.383***	0.113***	0.187***
Nuclear, Industrial Radiology, And Bio	0.155	0.276***	0.000	0.112
Psychology	0.076***	0.157***	0.019	0.051**
Educational Psychology	-0.015	-0.098	-0.026	-0.115
Clinical Psychology	0.149**	0.119	0.109	0.087
Counseling Psychology	-0.095**	-0.102	-0.100**	-0.111
Industrial And Organizational Psycholo	0.176**	0.466***	0.046	0.247***
Social Psychology	0.054	0.129	-0.007	-0.028
Miscellaneous Psychology	0.060	0.199**	-0.004	0.149*
Criminal Justice And Fire Protection	0.076***	0.226***	-0.013	0.076***
Public Administration	0.240***	0.292***	0.051	0.098**
Public Policy	0.204**	0.346***	0.028	0.170*
Human Services And Community Organizat	-0.077**	-0.016	-0.098***	-0.052
Social Work	-0.027	0.009	-0.034*	0.017
General Social Sciences	0.055*	0.166***	0.017	0.099**
Economics	0.400***	0.517***	0.224***	0.275***
Anthropology And Archeology	0.069**	0.135***	-0.001	0.053
Criminology	0.123**	0.191***	0.052	0.064
Geography	0.154***	0.212***	0.004	0.085***
International Relations	0.242***	0.398***	0.093**	0.229***
Political Science And Government	0.246***	0.327***	0.112***	0.158***
Sociology	0.077***	0.165***	0.012	0.075***
Miscellaneous Social Sciences	0.340***	0.364***	0.164**	0.213**
Construction Services	0.298*	0.430***	0.121	0.225***
Electrical And Mechanic Repairs And Te	-0.550*	0.145*	-0.332	0.108
Precision Production And Industrial Ar	0.122*	-0.003	0.025	0.013
Transportation Sciences And Technologi	0.292***	0.259***	0.111	0.081**
Fine Arts	-0.021	0.017	-0.067**	-0.035
Drama And Theater Arts	-0.025	-0.089*	-0.065*	-0.135***
Music	-0.109***	-0.034	-0.109***	-0.038
Visual And Performing Arts	-0.097	0.122	-0.084	0.028
Commercial Art And Graphic Design	0.093***	0.127***	-0.017	0.009
Film Video And Photographic Arts	0.014	0.082	-0.012	0.007
Art History And Criticism	0.132***	0.263**	0.064*	0.149
Studio Arts	-0.020	-0.147*	-0.031	-0.178**
General Medical And Health Services	0.163***	0.183***	0.032	0.105*
Communication Disorders Sciences And S	0.144***	0.294***	0.049*	0.138*
Health And Medical Administrative Serv	0.197***	0.242***	0.058	0.058

Major	Major dummies only		With occupation controls	
	Female	Male	Female	Male
Medical Assisting Services	0.338***	0.315***	0.177***	0.152*
Medical Technologies Technicians	0.252***	0.360***	0.137***	0.266***
Health And Medical Preparatory Program	0.481***	0.496***	0.306***	0.190**
Nursing	0.391***	0.408***	0.172***	0.243***
Pharmacy Pharmaceutical Sciences And A	0.641***	0.626***	0.253***	0.406***
Treatment Therapy Professions	0.208***	0.220***	0.101***	0.095**
Community And Public Health	0.151***	0.226***	0.030	0.076
Miscellaneous Health Medical Professio	-0.042	0.083	-0.035	0.078
General Business	0.218***	0.339***	0.077***	0.142***
Accounting	0.310***	0.431***	0.143***	0.199***
Actuarial Science	0.632***	0.764***	0.160	0.337***
Business Management And Administration	0.199***	0.292***	0.054***	0.104***
Operations Logistics And E-Commerce	0.350***	0.403***	0.169***	0.181***
Business Economics	0.432***	0.458***	0.273***	0.204***
Marketing And Marketing Research	0.256***	0.356***	0.089***	0.150***
Finance	0.342***	0.518***	0.151***	0.243***
Human Resources And Personnel Manageme	0.203***	0.258***	0.037	0.064*
International Business	0.284***	0.398***	0.090**	0.149***
Hospitality Management	0.093**	0.095**	0.049	0.060
Management Information Systems And Sta	0.406***	0.485***	0.152***	0.223***
Miscellaneous Business & Medical Admin	0.063	0.363***	-0.037	0.192***
History	0.105***	0.167***	0.033*	0.064***
United States History	0.090	0.127	-0.061	-0.031
Constant	2.217***	2.214***	2.292***	2.235***
R ²	0.200	0.217	0.330	0.337
N	125794	140706	124858	139493

Notes: *** p<0.01, ** p<0.05, * p<0.10

Bachelor's degrees are 4-digit. Wages are top- and bottom-coded at 5 and 400 USD per hour, respectively. General Education is the excluded category. Occupation controls are 5-digit; coefficients not shown.

Sample selection: Observations are included if the individual has at least a bachelor's degree, is working >34 hours per week and >40 weeks per year, and is 23-59 years old.

Supplementary Table 4: Proportion of people in top three occupations by major

Major	Age 25-29			Age 40-44			Age 55-59		
	Top 3 occupations	%age	Top 3 occupations	%age	Top 3 occupations	%age	Top 3 occupations	%age	
Comm.	Marketing and Sales Managers	11.0	Elem. & Middle School Teachers	15.0	Miscellaneous Managers	14.5	Secretaries and Admin. Assts	Writers and Editors	14.5
	Human Resources, Training, and Labor Relations Specialists		Miscellaneous Managers		Chief Executives and Legislators				
	Computer Software Engineers		Computer Software Engineers		Computer Software Engineers				
Comp. Sci.	Computer Programmers	51.7	Computer Programmers	37.4	Computer Programmers	42.8	Computer Scientists and Systems Analysts	Computer Scientists and Systems Analysts	42.8
	Elem. & Middle School Teachers		Elem. & Middle School Teachers		Elem. & Middle School Teachers				
	Preschool and Kindergarten Teachers		Preschool and Kindergarten Teachers		Education Administrators				
Elem. Ed.	Special Education Teachers	77.3	Education Administrators	65.0	Preschool and Kindergarten Teachers	56.0	Electrical and Electronics Engineers	Electrical and Electronics Engineers	56.0
	Computer Software Engineers		Computer Software Engineers		Petroleum, Mining, Geol. Engineers				
	Petroleum, Mining, Geol. Engineers		Petroleum, Mining, Geol. Engineers		Petroleum, Mining, Geol. Engineers				
Elec. Eng.	Physicians and Surgeons	39.3	Physicians and Surgeons	29.5	Physicians and Surgeons	29.7	Postsecondary Teachers	Physicians and Surgeons	29.7
	Postsecondary Teachers		Dentists		Postsecondary Teachers				
	Clinical Laboratory Techs		Postsecondary Teachers		Miscellaneous Managers				
Biology	Postsecondary Teachers	19.4	Physicians and Surgeons	29.2	Physicians and Surgeons	26.5	Chemists and Materials Scientists	Physicians and Surgeons	26.5
	Chemists and Materials Scientists		Physicians and Surgeons		Chemists and Materials Scientists				
	Physicians and Surgeons		Chemists and Materials Scientists		Chemists and Materials Scientists				
Chem.	Social Workers	37.8	Counselors	31.1	Physicians and Surgeons	23.4	Counselors	Physicians and Surgeons	23.4
	Counselors		Social Workers		Chemists and Materials Scientists				
	Elem. & Middle School Teachers		Social Workers		Postsecondary Teachers				
Psych.	Accountants and Auditors	20.5	Social Workers	17.2	Psychologists	15.8	Psychologists	Psychologists	15.8
	Financial Analysts and Advisors		Elem. & Middle School Teachers		Counselors				
	Lawyers, Judges, Magistrates, etc.		Elem. & Middle School Teachers		Social Workers				
Econ.	Accountants and Auditors	18.7	Miscellaneous Managers	19.0	Lawyers, Judges, Magistrates, etc.	21.7	Lawyers, Judges, Magistrates, etc.	Lawyers, Judges, Magistrates, etc.	21.7
	Financial Analysts and Advisors		Financial Managers		Miscellaneous Managers				
	Lawyers, Judges, Magistrates, etc.		Lawyers, Judges, Magistrates, etc.		Accountants and Auditors				
Poli. Sci. & Govt.	Lawyers, Judges, Magistrates, etc.	20.6	Lawyers, Judges, Magistrates, etc.	25.5	Lawyers, Judges, Magistrates, etc.	28.8	Lawyers, Judges, Magistrates, etc.	Lawyers, Judges, Magistrates, etc.	28.8
	Elem. & Middle School Teachers		Miscellaneous Managers		Miscellaneous Managers				
	Miscellaneous Legal Support Workers		Elem. & Middle School Teachers		Chief Executives and Legislators				
Fine Arts	Designers	21.9	Designers	25.6	Elem. & Middle School Teachers	19.2	Elem. & Middle School Teachers	Elem. & Middle School Teachers	19.2
	Waiters and Waitresses		Elem. & Middle School Teachers		Artists and Related Workers				
	Retail Salespersons		Artists and Related Workers		Designers				
Nursing	Registered Nurses	89.8	Registered Nurses	83.4	Registered Nurses	79.4	Registered Nurses	Registered Nurses	79.4
	Nursing, Psych, Home Health Aides		Med. & Health Services Managers		Med. & Health Services Managers				
	Licensed Practical and Licensed Vocational Nurses		Nursing, Psych, Home Health Aides		Postsecondary Teachers				
Acct.	Accountants and Auditors	70.2	Accountants and Auditors	52.9	Accountants and Auditors	50.9	Accountants and Auditors	Accountants and Auditors	50.9
	Financial Managers		Financial Managers		Financial Managers				
	Bookkeeping, Accounting, and Auditing Clerks		Miscellaneous Managers		Chief Executives and Legislators				
Business Mgmt. & Admin.	Accountants and Auditors	18.9	Accountants and Auditors	17.5	Miscellaneous Managers	17.0	Miscellaneous Managers	Miscellaneous Managers	17.0
	Supervisors/Managers, Sales Workers		Supervisors/Managers, Sales Workers		Supervisors/Managers, Sales Workers				
	Miscellaneous Managers		Miscellaneous Managers		Supervisors/Managers, Sales Workers				
History	Elem. & Middle School Teachers	20.2	Lawyers, Judges, Magistrates, etc.	23.1	Lawyers, Judges, Magistrates, etc.	22.8	Lawyers, Judges, Magistrates, etc.	Lawyers, Judges, Magistrates, etc.	22.8
	Secondary School Teachers		Elem. & Middle School Teachers		Elem. & Middle School Teachers				
	Lawyers, Judges, Magistrates, etc.		Miscellaneous Managers		Postsecondary Teachers				

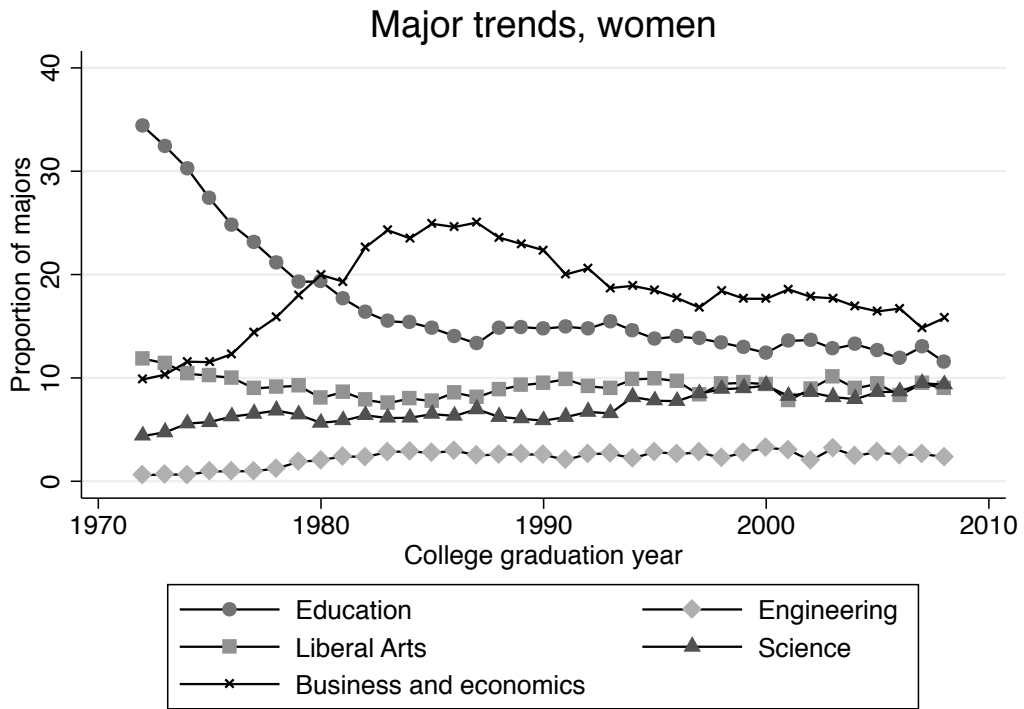
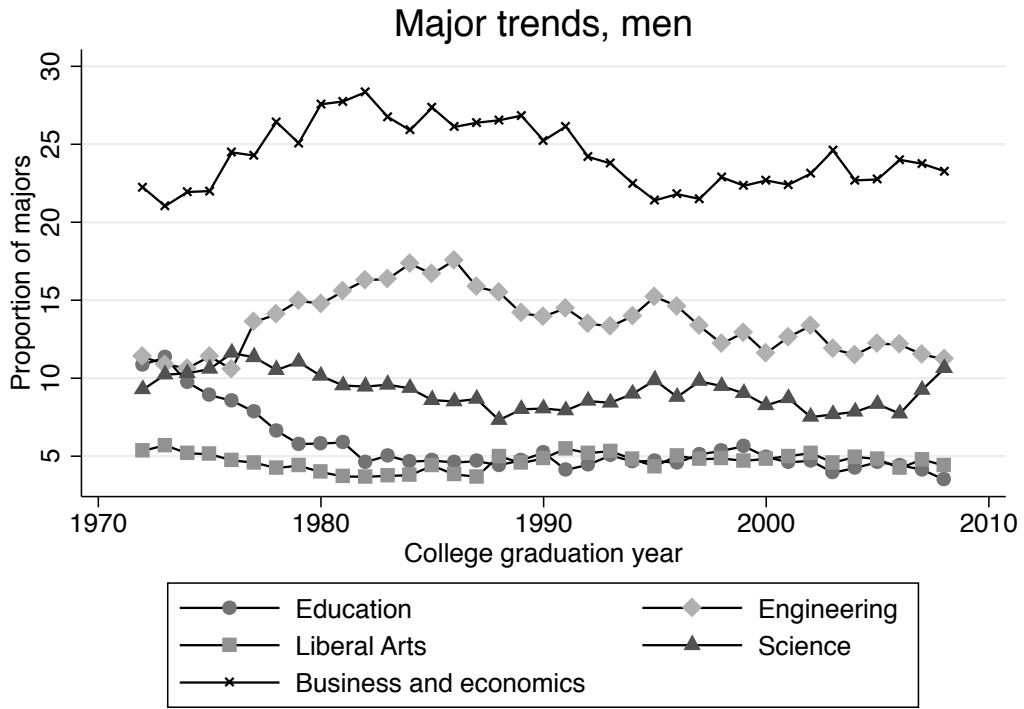
Note: Occupations are 5-digit; only a selected sample shown.

Supplementary Table 5: Proportion of people in top three majors by occupation

Major	Age 25-29			Age 40-44			Age 55-59		
	Top 3 majors	%age	Top 3 majors	%age	Top 3 majors	%age	Top 3 majors	%age	
Chief Executives and Legislators	Business Mgmt. & Admin. General Business Economics	27.8	General Business Business Mgmt. & Admin. Accounting	27.0	Business Mgmt. & Admin. General Business Accounting	24.9	Business Mgmt. & Admin. General Business Accounting	24.9	
Miscellaneous Managers, Including Postmasters and Mail	Business Mgmt. & Admin. General Business Marketing And Marketing Research	21.5	Business Mgmt. & Admin. General Business Electrical Engineering	19.7	Business Mgmt. & Admin. General Business Biology	19.0	Business Mgmt. & Admin. General Business Biology	19.0	
Lawyers, and Judges, Other Judicial	Political Science And Government English Language And Literature History	36.4	Political Science And Government History English Language And Literature	38.8	Political Science And Government History English Language And Literature	40.3	Political Science And Government History English Language And Literature	40.3	
Workers Marketing and Sales Managers	Marketing And Marketing Research Business Mgmt. & Admin. Communications	41.1	Marketing And Marketing Research Business Mgmt. & Admin. General Business	32.1	Marketing And Marketing Research General Business	28.5	Marketing And Marketing Research General Business	28.5	
Financial Managers	Finance Business Mgmt. & Admin. General Business	41.5	Accounting Business Mgmt. & Admin. Finance	46.1	Accounting Business Mgmt. & Admin. General Business	45.4	Accounting Business Mgmt. & Admin. General Business	45.4	
Education Administrators	Psychology General Education English Language And Literature	20.2	General Education Elementary Education Psychology	24.3	General Education Elementary Education English Language And Literature	28.9	General Education Elementary Education English Language And Literature	28.9	
Accountants and Auditors	Accounting Finance Business Mgmt. & Admin.	69.1	Accounting Business Mgmt. & Admin. Finance	72.1	Accounting Business Mgmt. & Admin. General Business	65.8	Accounting Business Mgmt. & Admin. General Business	65.8	
Computer Software Engineers	Computer Science Computer Engineering Electrical Engineering	63.7	Computer Science Electrical Engineering Computer Engineering	45.4	Computer Science Mathematics Electrical Engineering	41.7	Computer Science Mathematics Electrical Engineering	41.7	
Social Workers	Psychology Social Work Sociology	59.6	Social Work Psychology Sociology	59.3	Social Work Psychology Sociology	52.9	Social Work Psychology Sociology	52.9	
Postsecondary Teachers	Biology Psychology English Language And Literature	20.4	English Language And Literature Biology Psychology	20.9	English Language And Literature Nursing Biology	19.2	English Language And Literature Nursing Biology	19.2	
Elementary and Middle School Teachers	Elementary Education General Education Early Childhood Education	44.5	Elementary Education General Education English Language And Literature	45.2	Elementary Education General Education Special Needs Education	50.7	Elementary Education General Education Special Needs Education	50.7	
Secondary School Teachers	General Education English Language And Literature Art And Music Education	26.8	General Education English Language And Literature Physical And Health Education Teaching	24.4	General Education Secondary Teacher Education Elementary Education	26.2	General Education Secondary Teacher Education Elementary Education	26.2	
Physicians and Surgeons	Biology Biochemical Sciences Psychology	53.2	Biology Chemistry Biochemical Sciences	53.0	Biology Chemistry Health & Med. Prep. Progs.	53.3	Biology Chemistry Health & Med. Prep. Progs.	53.3	
Registered Nurses	Nursing Biology Psychology	86.2	Nursing Psychology Multi-Disciplinary Or General Science	82.9	Nursing Psychology Multi-Disciplinary Or General Science	81.9	Nursing Psychology Multi-Disciplinary Or General Science	81.9	
First-Line Supervisors/Managers, Sales Workers	Business Mgmt. & Admin. Marketing And Marketing Research General Business	32.3	Business Mgmt. & Admin. General Business Marketing And Marketing Research	30.7	Business Mgmt. & Admin. General Business General Education	26.1	Business Mgmt. & Admin. General Business General Education	26.1	
Sales Representatives, Wholesale and Manufacturing	Marketing And Marketing Research Business Mgmt. & Admin. General Business	35.4	Marketing And Marketing Research General Business Marketing And Marketing Research	37.4	Marketing And Marketing Research General Business Marketing And Marketing Research	30.7	Marketing And Marketing Research General Business Marketing And Marketing Research	30.7	

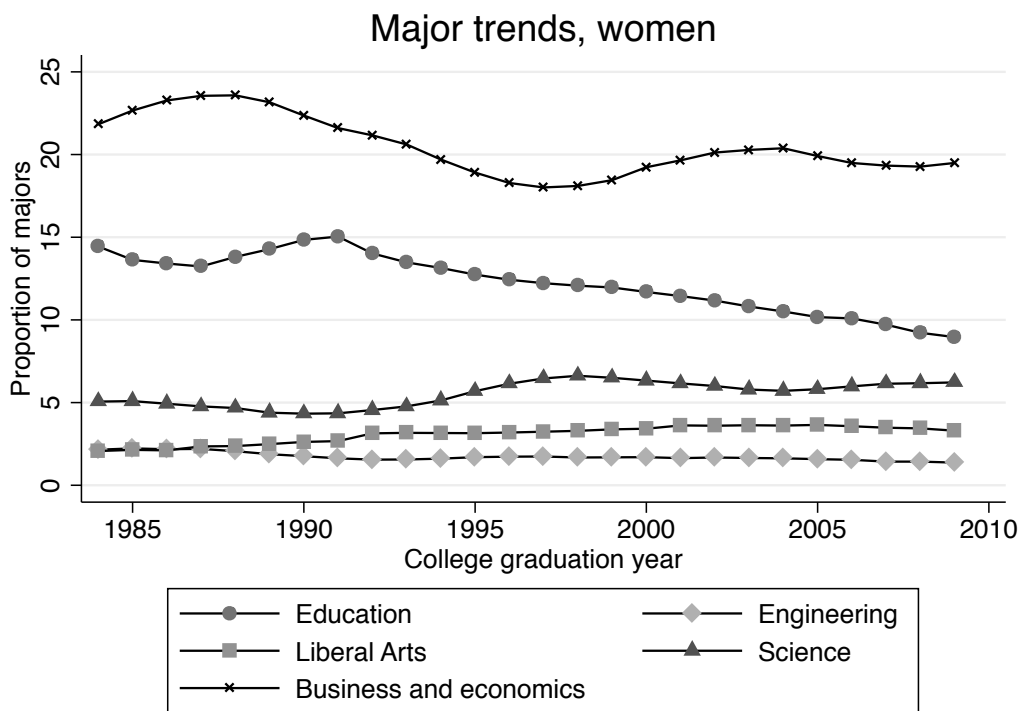
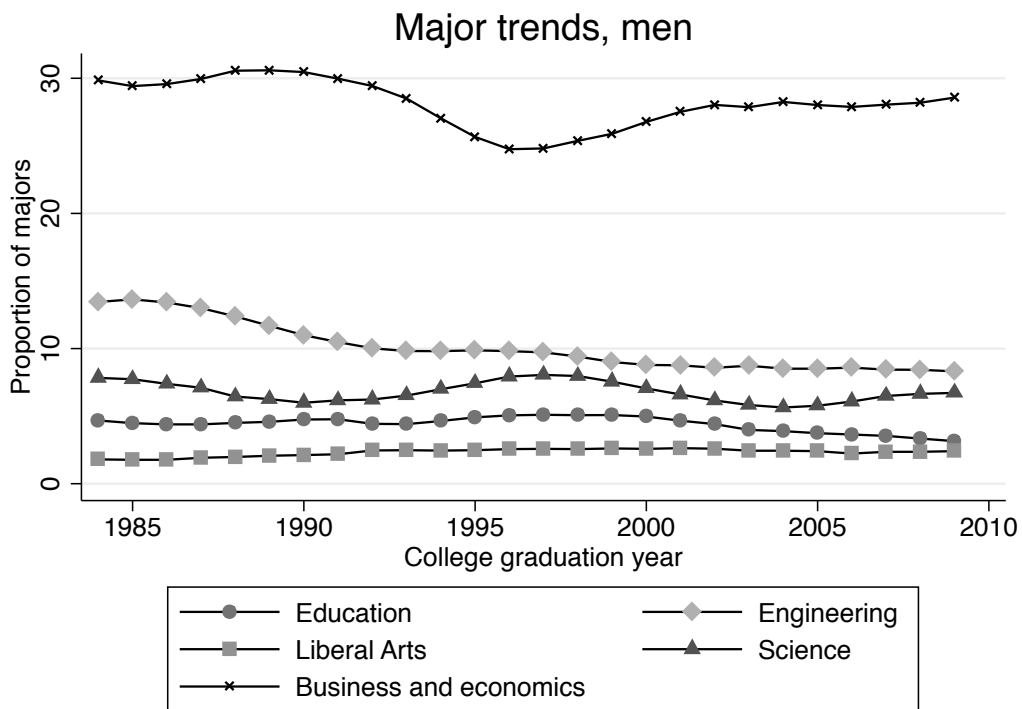
Note: Occupations are 5-digit; only a selected sample shown.

Supplementary Figure 1



Selected majors only. Data from ACS.

Supplementary Figure 2



Selected majors only. Data from IPEDS.